

Simple Watercolor Quilts: Supply List

Sewing machine and equipment:

- sewing machine with bobbins, electrical cords, foot pedal
- quarter-inch sewing machine foot
- walking foot (optional)
- machine manual
- electrical power strip and heavy duty extension cord

Sewing tools:

- extra machine needles
- straight pins
- seam ripper
- fabric scissors and small trimming scissors
- scissors for cutting paper
- thread – medium value to coordinate with project, or beige or gray
- extra bobbins
- coordinating thread and/or invisible thread for machine quilting (if time permits)

Rotary cutting and Ironing Equipment:

- rotary cutter with new blade
- cutting mat
- ruler
- iron and ironing mat
- heat resistant nonstick pressing sheet

Miscellaneous:

- small paper bag for trash
- 3 zip-lock bags for small fabric pieces

Fabric:

For each quilt top you will need:

- $\frac{1}{4}$ yd EDGE fabric *
- $\frac{1}{4}$ yd BACKGROUND fabric *
- $\frac{1}{4}$ yd FLORAL fabric *
- $\frac{1}{4}$ yd for inner border
- $\frac{3}{4}$ yd for outer border and binding
- *fusible foundation will be provided*

* or fat quarter

To finish each quilt you will need: **

- 31" x 31" piece of batting (thin, low-loft)
- 1 yd backing fabric

** if time permits

Choosing Fabric:

For the focal design (wreath, heart, etc.) choose three coordinating 100% cotton fabrics. Try to find floral patterns made up of at least three colors.


EDGE fabric: this fabric pattern should contain a widely spaced medium to large floral; choose one with a high contrast between the floral and the background space (*hint: choose this fabric first*)

BACKGROUND fabric: the color of this fabric should match the background space of the EDGE fabric

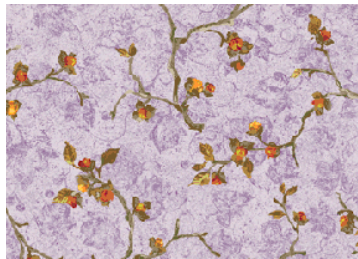
FLORAL fabric: a large floral pattern with no wide background spaces; this fabric should blend with the EDGE fabric, but contrast with the BACKGROUND fabric

Examples:


BACKGROUND



EDGE



FLORAL



Border Fabrics: choose two fabrics that coordinate with the colors in your focal design; the border fabrics should complement the focal design, not overwhelm it